

tobii dynamox

**Compass Communication Software
in the Classroom.**

Patrick Brune M.S. CCC/SLP
Tobii Dynamox Implementation and Training Team

In this session we will review components of the Compass Communication Software that can be successfully integrated into the classroom.

Practical ideas and strategies will be reviewed throughout the session

tobii dynamox


Overview

- Tools for Communication Precision
 - Core First pageset
 - Core Word Strategy
- Tools for Communication Efficiency
 - Communication Topics
 - Topic messages
 - Quick Fires
 - Quick Phrases
- Tools for Participation
 - Behavior Supports
 - Classroom Schedules
 - Behavior Supports

tobii dynamox

Tools for Communication Precision


- **Core Word Strategy**
 - Single words to combine to create phrase and sentences
 - Tools learn/use grammatical skills
 - Does not require literacy skills to use




4

Tools for Communication Precision

NEW! Core First



- Places Core at the center of this pageset.
- Maintains focus on the production of efficient and precise language with a variety of tools,
- Offers a progression and customization of communication tools
- Offers two approaches: the Fitzgerald Key and the Keyboard Core; both with integrated Word Lists



5

Tools for Communication Precision

Quick Review

Core Word Strategy

- The combination of core words (personal).

Characteristics

descriptors, and prepositions



Dennis, A., Hatch, P., & Erickson, K. (2013)



6

Tools for Communication Precision

- Core words
 - Words that every communicator uses in every environment (Banajee, 2003)
- Fringe words
 - Words used in particular environments




7

tobii dynamox

Tools for Communication Precision

- Personal Core Words
 - Refers to words that are used by a particular individual in every environment
 - Names
 - Describing words
 - Specific objects



Anna

TEDDY BEAR

tobii dynamox

Tools for Communication Precision


Core First Pageset

- Includes all elements of core word strategy
 - Core Words
 - Fringe Words
 - Personal Words
- Two Layout Options
 - Fitzgerald Key – core words are grouped together on the page, organized by parts of speech.
 - Keyboard Core (new option)- core words are grouped together by first letter. User selects first letter to see core words associated with that letter.

tobii dynamox

- Software Review

10



Tools for Communication Efficiency


- Communication Topics
 - Topic messages
- Quick Fires
- Quick Phrases

11




Tools for Communication Efficiency

- Topic Messages
 - Messages that are typically or frequently said by individuals in a certain context
 - Not necessarily appropriate in other contexts
 - Can be both phrases and sentences
 - Can have variable elements



12



Tools for Communication Efficiency

- Quickfires
 - Short, quick messages, typically 1 or 2 words, that allow for *timely* interaction
 - A part of many different conversations
 - Any Time – Anywhere language tool
 - Is NOT context specific
- Quickphrases
 - Complete thoughts that have a specific purpose and may be used in multiple different conversations
 - A part of many different conversations
 - Any Time – Anywhere language tool
 - Is NOT context specific

13



Tools for Communication Efficiency

- Software Review

14



Tools for Participation

Why Use Visual Supports

1. Visual strategies are helpful in supporting and increasing both receptive and expressive communication.
2. Just as adults use calendars, grocery lists, and "to do" lists to enhance memory, children also benefit from visual reminders.
3. Visuals are static; meaning that they remain present after words are spoken. Children can refer to them once the spoken words are no longer present. Visuals serve as a reminder of the verbal direction.
4. Establish expectation.
5. Visuals can act as a cue to teach appropriate behavior or new skills for children who are having challenging behavior.

15



Tools for Participation

- Behavior Supports
 - Classroom Schedules
 - Home Schedules
 - Self Regulation Supports
 - Visual Models



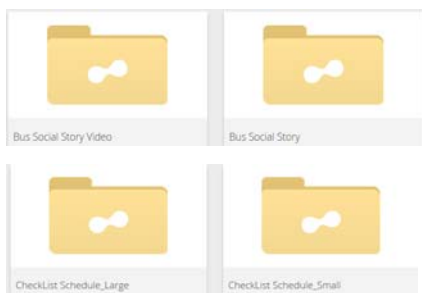
16

- Software Review



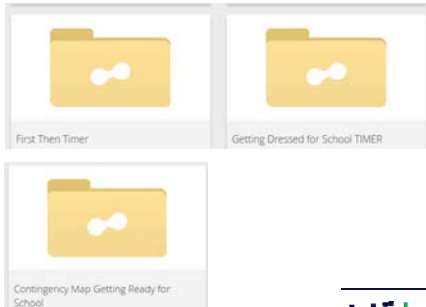
17

Pageset Central



18

Pageset Central



19 **tobii dynamox**

Pageset Central

- Go to www.mytobiidynamox.com
- Create or Sign in to your account.
- Click on Pageset Central at the top of your screen.
- Choose Compass Communication Software under your search options ... or type the name in the search window.
- Choose the file you want and Download
- SAVE the file and it goes into my Downloads Folder

20 **tobii dynamox**

Import Pages

- Open your Compass Software
- Go to the area you want to use the downloaded page
 - For example: I want to download the first then timer
 - I will go to the Classroom Topic
 - I will select Behavior Supports
 - So now I am in the place where I want the saved file
- Go to Settings
- Select Page Browser
- Select Manage
- Choose Import Page from Local Device
- Select the Back Arrow several times until you see DOWNLOADS folder
- Choose the file you just downloaded and press SELECT

21 **tobii dynamox**

Pageset Central

REMEMBER: LINK THE BUTTON TO YOUR SUPPORTS PAGE

- Go to your Supports Page
- Select Modify Button
- Select a button to unhide by choosing the button and selecting Misc. Tab and unselect "hidden"
- Create a label and symbol to the button
- Select ACTIONS and choose Open page and choose the page you want to open.

22



Thanks Everyone!

If you have any questions, please let me know.
Thanks again,

Patrick Brune M.S. CCC-SLP

Email:

patrick.brune@tobiidynavox.com

23